



### District Report Card: 2017


<b>State:</b> Maharashtra	<b>District:</b> Aurangabad (maharashtra)
<b>Class:</b> 3	<b>Subject:</b> Language
<b>Schools:</b> 61	<b>Students:</b> 1329


### Participation/Coverage


#### Students

<b>GENDER</b> 	Boys		Girls	
	Number	%	Number	%
	695	52.29	634	47.71

<b>AREA</b> 	Rural		Urban	
	Number	%	Number	%
	865	65.09	464	34.91

<b>CATEGORY</b> 	SC		ST		OBC		GEN	
	Number	%	Number	%	Number	%	Number	%
	257	19.34	78	5.87	325	24.45	669	50.34

<b>CWSN</b> 	LD	VI	HI	S&LD	ID	Oth
	2	5	0	2	1	15

<b>Management</b> 	Government		Government-aided	
	Number	%	Number	%
	751	56.51	578	43.49

### Average Performance of Students in Language (%)

Overall	Gender		Area		Management		Social Group			
	Male	Female	Rural	Urban	Govt.	Aided	SC	ST	OBC	GEN
71.31	72.13	70.40	72.90	68.33	72.00	70.40	67.52	71.28	72.41	72.23

## Performance on Learning Outcomes (LOs)

Learning Outcomes	Description	Average Performance(%)
L304	Reads small texts with comprehension i.e., identifies main ideas, details, sequence and draws conclusions	73.62
L312	Reads printed scripts on the classroom walls: poems, posters, charts etc.	66.68

Range of Performance of Students who Answered Correctly							
Below 30%		30% - 50%		50% - 75%		Above 75%	
Number	%	Number	%	Number	%	Number	%
90	6.77	164	12.34	404	30.40	671	50.49

## Lowest Performing Learning Outcomes (LOs)

1 - Reads printed scripts on the classroom walls: poems, posters, charts etc. (66.68)

2 - Reads small texts with comprehension i.e., identifies main ideas, details, sequence and draws conclusions (73.62)